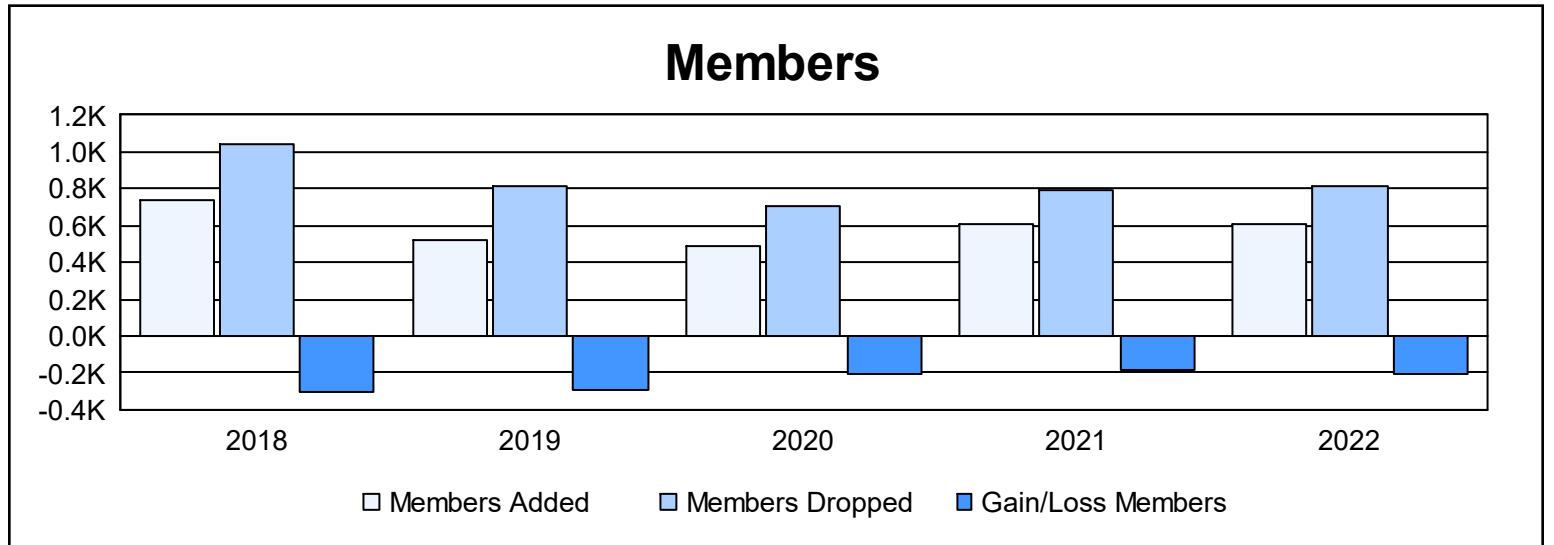
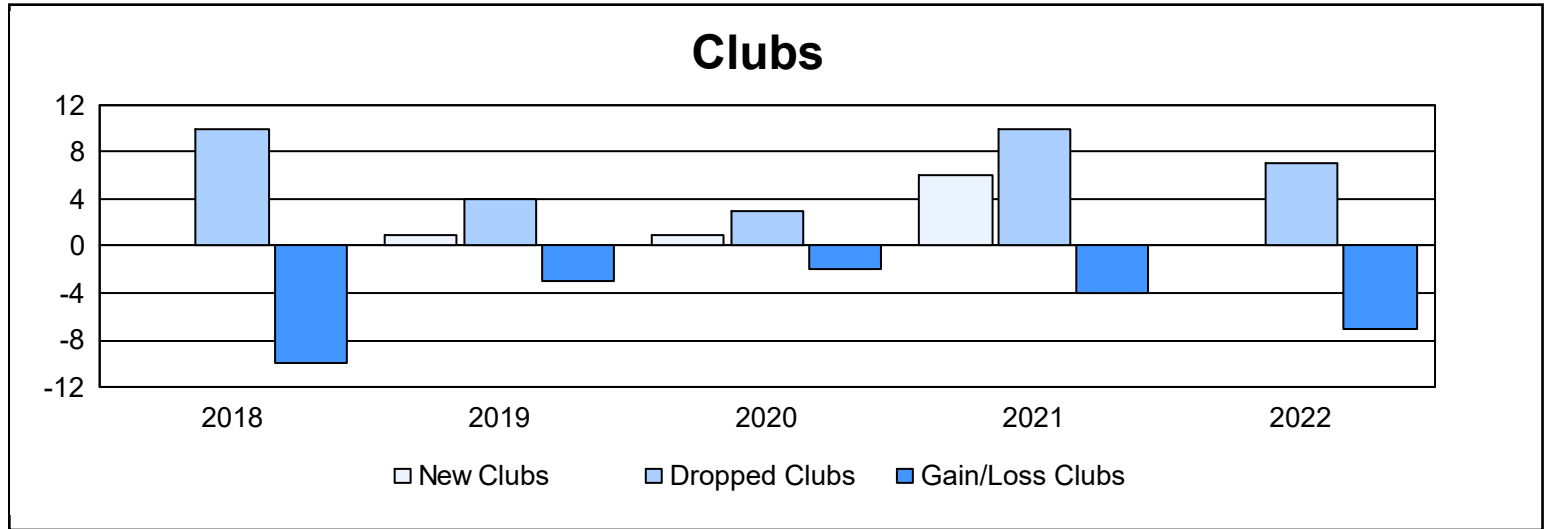


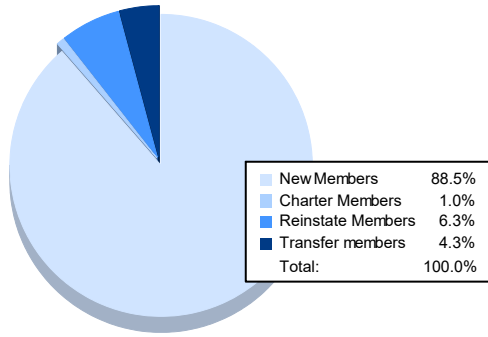
Multiple District 5

As of June 2022 Cumulative

| Year | New Clubs | Dropped Clubs | Gain/ Loss Clubs | New Members | Charter Members | Reinstate Members | Transfer Members | Total Member Added | Total Members Dropped | Gain/ Loss Members |
|----------------|-----------|---------------|------------------|-------------|-----------------|-------------------|------------------|--------------------|-----------------------|--------------------|
| 2017-2018 | 0 | 10 | -10 | 654 | 0 | 39 | 49 | 742 | 1,047 | -305 |
| 2018-2019 | 1 | 4 | -3 | 436 | 27 | 22 | 32 | 517 | 814 | -297 |
| 2019-2020 | 1 | 3 | -2 | 396 | 36 | 25 | 33 | 490 | 701 | -211 |
| 2020-2021 | 6 | 10 | -4 | 387 | 166 | 17 | 36 | 606 | 788 | -182 |
| 2021-2022 | 0 | 7 | -7 | 538 | 6 | 38 | 26 | 608 | 819 | -211 |
| Average | 2 | 7 | -5 | 482 | 47 | 28 | 35 | 593 | 834 | -241 |



Membership Composition June 2022 Cumulative



Gender Composition June 2022 Cumulative

